

## WALL -E INOX

### "WALL-E INOX" SERIES STAINLESS STEEL BENCH AND FLOOR SCALES



Bench and floor scales with column, characterized by multifunction weight indicator, completely stainless steel structure. Easy to use and versatile, guaranteeing precision and reliability. Particularly suitable for industrial and commercial use. Available also in CE-M approved version according to OIML R-76 / EN 45501 standards.

**The best solution  
for advanced industrial  
applications**

## TECHNICAL FEATURES

- Weight indicator with waterproof IP65 STAINLESS STEEL case. Backlit 25mm LCD display with 6 high contrast digits and icons for indication of active functions. Waterproof 5-key functional keypad.
- Functions with an aluminium load cell, protected in IP65 stainless steel cover, approved according to OIML R60 C3 standards (3000 divisions).
- Stainless steel structure, with adjustable resting feet and level.
- Stainless steel loading surface, size: see the table.
- Support column, height:
  - 350 mm in the "T" models;
  - 500 mm in the "Q" models;
  - 700 mm in the "X" models.
- Digital calibration and set-up from keypad or from PC with DINITOOLS.
- Power supply: 230 Vac power supplier.

## I/O SECTION

- RS232/C port configurable for connection with printer/labeller, or for attached printer.
- RS232/C (or optionally RS485) bi-directional port configurable for PC, PLC, remote display, and radio modem.  
Quick RJ RS232 plug connection.

## KEYBOARD FUNCTIONS










- Zeroing, Automatic tare, Presetable tare, printing and/or data transmission, selectable function command, on/off switching, backlit setting, function mode quick selection, user menu.

## OPTIONS ONLY AVAILABLE AT TIME OF ORDER

- CE-M 3000e approved (OIML R-76 / EN 45501).

## VERSIONS

### Available versions

|   | Codice           | l x w x h<br>(mm) | Max<br>(kg) | d<br>(g) | <b>M</b><br>(g)* |
|---|------------------|-------------------|-------------|----------|------------------|
|    | <u>WET16-2</u>   | 300x300x130       | 6           | 2        | 2                |
|    | <u>WET115-2</u>  | 300x300x130       | 15          | 5        | 5                |
|    | <u>WET130-2</u>  | 300x300x130       | 30          | 10       | 10               |
|   | <u>WEQ130-2</u>  | 400x400x140       | 30          | 10       | 10               |
|  | <u>WEQ160-2</u>  | 400x400x140       | 60          | 20       | 20               |
|  | <u>WEQ1150-2</u> | 400x400x140       | 150         | 50       | 50               |
|  | <u>WEX160-2</u>  | 600x600x150       | 60          | 20       | 20               |
|  | <u>WEX1150-2</u> | 600x600x150       | 150         | 50       | 50               |
|  | <u>WEX1300-2</u> | 600x600x150       | 300         | 100      | 100              |

(\*) These divisions are obtainable only with the relative options



“YOUR WORLDWIDE PARTNER FOR WEIGHING,”

DINI ARGEO  
FRANCE sarl  
France

DINI ARGEO  
GMBH  
Germany

DINI ARGEO  
UK Ltd  
United Kingdom

DINI ARGEO WEIGHING  
INSTRUMENTS Ltd  
China

DINI ARGEO  
OCEANIA  
Australia



**COMPANY HEADQUARTERS**

Via Della Fisica, 20  
41042 Spezzano di Fiorano Modena • Italy  
Tel. +39.0536 843418

**SERVICE ASSISTANCE**

Via Dell'Elettronica, 15  
41042 Spezzano di Fiorano Modena • Italy  
Tel. +39.0536 921784

SALES AND TECHNICAL ASSISTANCE SERVICE